
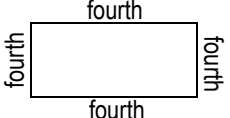



# Speller's Choice Menu

Underline your spelling words in each activity!

<p>Spelling City</p> <p>Log on to: <a href="http://www.spellingcity.com">www.spellingcity.com</a> and search for your teacher's name. Complete 3 activities. Print the activities or have a parent write a note that gives the names of the activities and your score.</p>	<p><b>PICTURE WORDS</b></p> <p>Draw a picture or diagram. Write 10 sentences that describe your picture.</p> <p><b>*Use at least 10 spelling words!</b></p>	<p><b>SQUIGGLY SPELLING</b></p> <p>Write your spelling words 2 times. First, write in regular letters. Then write the word again in <b>SQUIGGLY</b> letters!</p>	<p>Acrostic Words</p> <p>Write an acrostic poem with 9 of your spelling words.</p> <p>Example: fly</p> <p><b>F</b>un in the sky. <b>L</b>aps around clouds. <b>Y</b>es! I'm free!</p>
<p>Connect the Dots</p> <p>Write your spelling words in dots, then connect the dots by tracing over them with a colored pencil.</p>	<p>Buzzing Bees</p> <p>Draw and color an outdoor picture. Draw a bee for each of your spelling words, then write your words inside each bee. Be sure to draw your bees big enough so that the word fits easily.</p> 	<p>SPELLING SHAPES</p> <p>Draw a shape for each word, then trace your shape by writing your spelling words around them.</p> 	<p>Fairytale Letters</p> <p>Write a letter to your favorite fairytale character. Use at least 10 spelling words in your letter.</p>
<p><b>UPPER &amp; lower</b></p> <p>Write your spelling words 2 times each. First, write each word in <b>UPPERCASE</b> letters. Second, write each word in <b>lowercase</b> letters.</p> <p>Example: SLIDE slide</p>	<p>Secret Agent Words</p> <p>Number the alphabet from 1-26. Example: a=1, b=2, c=3, etc. Then write each spelling word. After each word, convert the word to number code!</p> <p><b>*You MUST write the actual word and then write the code word beside it.</b></p>	<p>Train Words</p> <p>Write your entire list of words end-to-end as one long word (like a train). Use a different color for each word.</p>	 <p>Draw a variety of flowers on a page. Write each spelling word on the flower petals. Draw as many flowers with petals as you have words.</p>
<p>Typing Words</p> <p>Type your spelling words 5 times each. Each time you type a word, change the font, font size and color of the word. Print or email your words to your teacher.</p>	<p>Delicious Words!</p> <p>Write a paragraph about your favorite food. Use at least 10 of your spelling words.</p>	<p>Music Words</p> <p>Write a song or rap with at least 10 of your spelling words.</p> <p><b>If you would like to perform for your class, let your teacher know!</b></p>	<p>Practice Test</p> <p>Have an adult give you a practice test using your spelling words.</p> <p>Write any words you miss 10 times each.</p>